

DYNAMIC MICROPHONE



MC-30S MC-35S

INSTRUCTION MANUAL

The MC-30S (MC-35S) is a hand held dynamic microphone specifically developed for transceiver operation.

FEATURES

1. Close talk capability

A selector switch is provided to permit normal or close talk operation.

The close talk feature assures noise-free transmission and improved signal intelligibility.

2. Excellent tone quality

Each microphone is factory tested to ensure maximum performance superb tone quality both in normal and close talk operation.

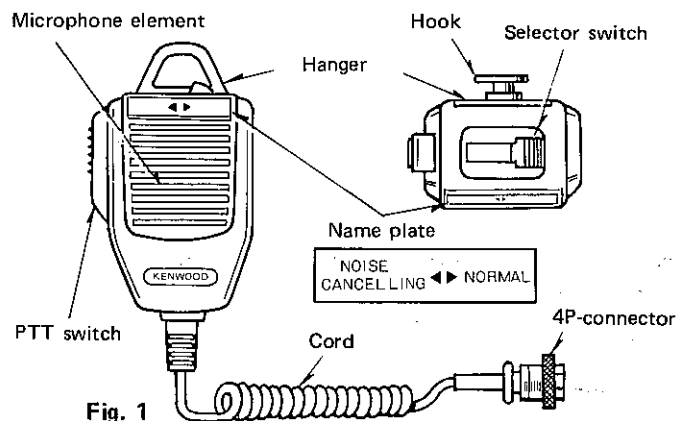
3. Easy operation and high reliability

Based on human engineering technology, the microphone is designed for easy and fatigueless operation.

The selector slide and PTT micro-switch contribute to the easy operation and high reliability of the microphone.

Both a microphone hook and hanger are provided.

OPERATING PARTS



CAUTION

1. For close talk operation, read this instruction manual carefully.
2. The microphone has precision parts. Do not open the case or substitute any parts.
3. Handle the microphone with reasonable care. Do not subject to excessive mechanical shock.

OPERATING GUIDE

Use the MC-30S with a low input impedance (500Ω) transceiver, and the MC-35S with a high input impedance ($50k\Omega$) transceiver.

1. General operation

NORMAL: Omnidirectional use as a handy microphone during quiet mobile or fixed station operation.

NOISE CANCELLING: Bi-directional use in high ambient noise environments, such as mobile operation when driving with windows opened.

2. Close talk operation

Set the selector switch to the **NOISE CANCELLING** position. For quiet locations, set the switch to the **NORMAL** position.

In either case, move the switch until a click is heard.

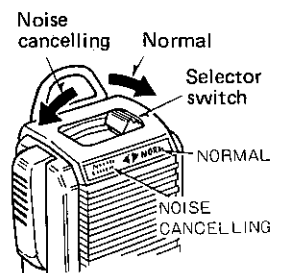


Fig. 2

3. Microphone position for close talk operation.

For best results, hold the microphone about 2 ~ 4 cm from your mouth. Do not cover the hole at the rear of the microphone, as it will reduce noise cancelling effectiveness.

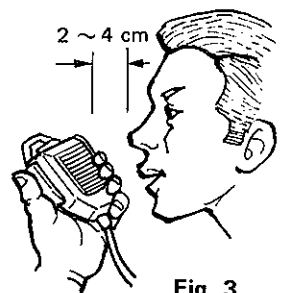


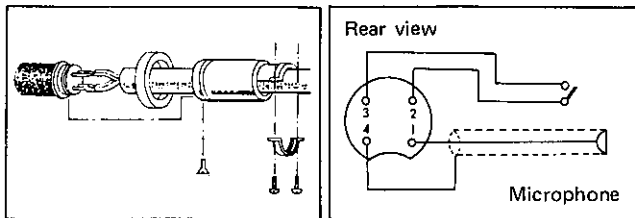
Fig. 3

The MC-30S (MC-35S) microphone is provided with a 4P-connector to permit immediate connection to any KENWOOD transceiver.

If your transceiver is of another manufacturer, it may be necessary to change the connector wiring.

Check that the connector is properly wired before connecting to your transceiver.

4p-connector wiring



Close talk effects:

This selects bi-directional operation of the microphone which is designed to attenuate noise below 1 kHz.

Noise cancelling effect is best obtained when the microphone is held away from the noise source.

SPECIFICATIONS

	MC-30S	MC-35S
Type	Dynamic	←
Frequency response		
NORMAL	150 ~ 5000 Hz	←
NOISE CANCELLING	150 ~ 4000 Hz	←
Directivity		
NORMAL	Omini-directional	←
NOISE CANCELLING	Bi-directional	←
Dimensions		
Excluding protrusions	W52 x H84 x D38	←
Including protrusions	W58 x H120 x D45	←
Impedance	500 Ω	50 kΩ
Sensitivity		
NORMAL	-74 dB	-55 dB
NOISE CANCELLING	-78 dB (1000Hz, 2cm)	-58 dB (1000Hz, 2cm)
Weight	210 g	215 g

Close talk frequency response

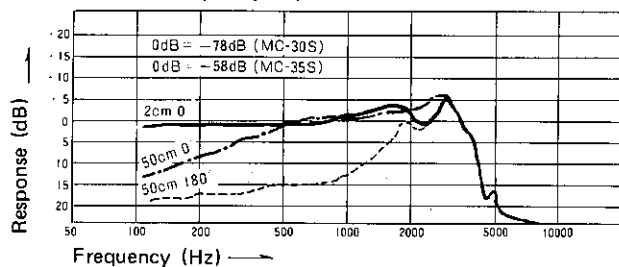


Fig. 4

Normal frequency response

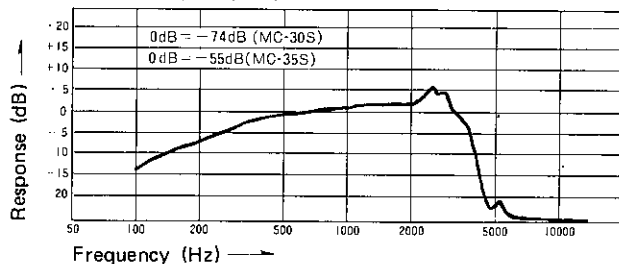


Fig. 5

Polar plot

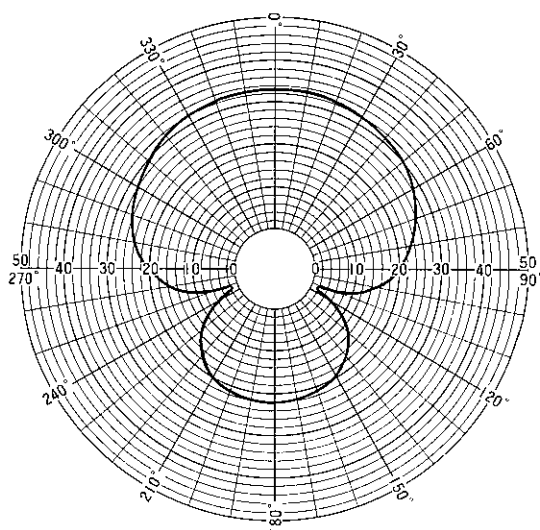



Fig. 6.



A product of
TRIO-KENWOOD CORPORATION

6-17, 3-chome, Aobadai, Meguro-ku, Tokyo 153, Japan

PRINTED IN JAPAN